

# BigHand Hyperstyles

Don't waste valuable time formatting and take back control of your document styling with BigHand Hyperstyles

## Overview

Empower your teams to do great work in their specialist areas, rather than functional, time-consuming tasks like fixing formatting issues. Give your teams the tools they need to work better, faster and more efficiently.

Help your teams tackle the complexity of lengthy legal documents and content marking, all with unlimited numbering schemes. A

single click with BigHand Hyperstyles reveals an easy-to-use, simple-to-navigate formatting pane, and gives the user full formatting control, without the need for extensive training.

## BigHand Hyperstyles Ribbon

Available in Microsoft Word, the BigHand Hyperstyles ribbon offers full easy access to numbering and schemes, styles, table of contents and document functionality. Users can also customise document format options like numbering families and can save them for use in other Word documents.

## Revealing Document Formatting

The BigHand Hyperstyles ribbon lets anyone view the existing formatting which has been applied to a document by clicking the 'Reveal Formatting' button. This feature uncovers the settings that have been applied to each section and gives users a solid basis to continue working from.

## Scheme Manager

With Scheme Manager, users can easily access your organisation's house styles, customise existing schemes, create new ones and copy style sets from one document to another.

## Font, Paragraph, Bullets and Numbering

Access the font, paragraph and numbering elements for any style using HyperFont, HyperParagraph and Hyper Bullets and Numbering. Users can make changes to styles quickly and easily with just a few clicks.

## Numbering

Professional documents no longer need to be tricky to tackle, even multiple numbering schemes, or complex sections and sub-sections. BigHand Hyperstyles makes it much simpler to manage multi-level numbering schemes and apply them to your Microsoft Word documents.

## Title Marks

Users can add title marks into your documents by simply clicking the 'Title Marks' button in the Hyperstyles ribbon and specifying the section of text that should be converted into a title. Users can use the same button to demote titles. Any title text will be pulled through to the table of contents.

## Table of Contents

BigHand Hyperstyles makes it much easier to create accurate and well-formatted tables of contents. Once a user has selected titles and included numbering (if required) they can generate native Word tables of contents in just a few clicks. Updating the table of contents at any point is easy, adding new sections, updating titles, numbering or changing the table's formatting.

## Renovation Tools

The Renovation Tools drop-down includes options for removing style aliases, repairing any outline numbering that may have become unlinked or formatted incorrectly, and converting manual numbering into automatic numbering.

## BigHand Hyperstyles Admin

Admin-level users can manage all of the BigHand Hyperstyles settings via the BigHand Create central administrative console. This includes all elements of your brand schemes, font, alignment and other document formatting preferences, as well being able to control to which users the settings apply.



Make time-consuming formatting a thing of the past for your users with BigHand Hyperstyles

## Key features

- Reveal your documents formatting settings in one click
- Access Microsoft Word's key formatting functionality in one place
- Apply multiple heading and numbering schemes into a single document
- Central management of admin settings
- Distributed your BigHand Hyperstyles settings globally, by department, team or individual
- Users can create personalised settings and can save for use in other documents
- Convert manual numbering into automatic numbering to increase accuracy

## System requirements

### Operating system

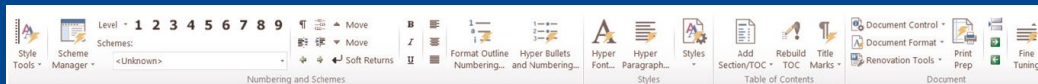
- Microsoft Windows 10
- Microsoft Windows 8 (32-bit and 64-bit)
- Microsoft Windows 7 SP1 (32-bit and 64-bit) - default UAC
- Microsoft Windows 7 (32-bit and 64-bit) - default UAC

### Microsoft Office system

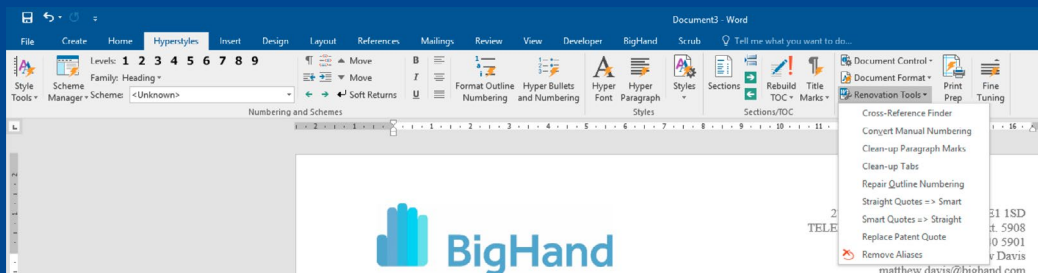
- Microsoft Office 2016
- Microsoft Office 2013 (32-bit and 64-bit)
- Microsoft Office 2010 (32-bit and 64-bit)
- Microsoft Office 2007 SP3

### Other

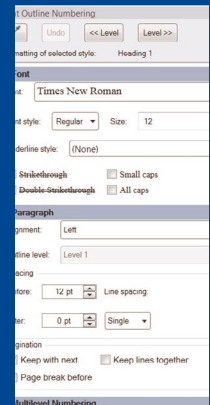
- Microsoft .NET Framework 4.0
- Windows Installer (x86), version 3.1.0.0
- 2.0Hz+ processor
- 2GB RAM (XP) or 1.5GB RAM (Vista/7)
- 30MB free disk space



BigHand Hyperstyles Ribbon for easy access of tools which is managed centrally

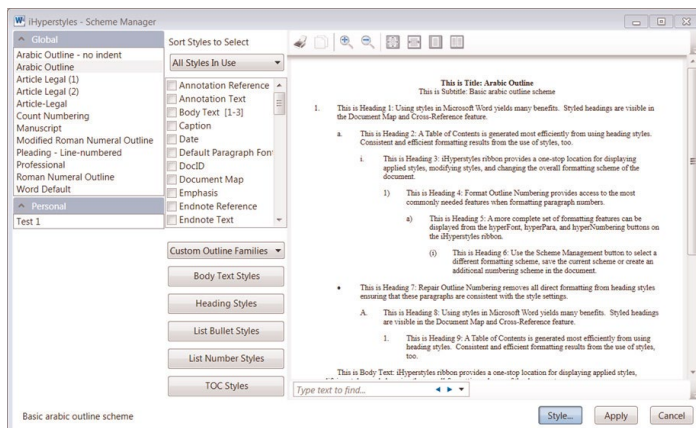


Renovation Tools Functionality



Format Outline Numbering Panel

## Scheme Manager



With BigHand Hyperstyles, all of our secretaries are now able to use a wider range of functions and have much more confidence in their work – which translates to better work in a shorter amount of time.

BigHand Hyperstyles user